

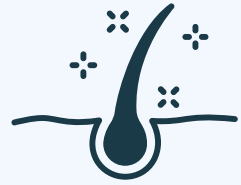
# Picasso

HAIR STUDIO



## TREATMENT MENU

# SCALP CONCERNS



## **Basic Maintenance :**

My scalp feels heavy



### **Deep Cleansing**

- Jade Gua Sha Scalp Spa
- Picasso Head Spa Therapy

## **Hair Loss :**

I am dropping a lot of hair



### **Anti-Hairfall**

- Physia Hairloss Scalp Therapy
- Picasso Head Spa Therapy

## **Oily Scalp :**

My scalp becomes oily after half a day



### **Anti-Oiliness**

- Jade Gua sha Scalp Spa
- Picasso Head Spa Therapy

## **Sensitive Scalp :**

My scalp gets irritated easily



### **Soothing**

- Physia Soothing Treatment
- Picasso Head Spa Therapy

# HAIR CONCERNS

## **DRY HAIR :**

My hair feels rough and it tangles often

### **Nourishing and Smoothing Treatments**

- Kerastase Nutritive Fusio Dose
- Tokio Inkarami

## **CHEMICALLY WEAKENED HAIR :**

My hair breaks easily and Perm/Color my hair often

### **Strengthening and Repairing Treatments**

- Tokio Inkarami
- Advante Water Treatment

## **FRIZZY HAIR :**

My hair has alot of flyaways and its messy

### **Anti Frizz Treatments**

- Brazilian Blowout
- Keratin Treatment
- Hair Botox

# Express Scalp Treatment

(15Mins excluding wash and blow time)



## Hydrating Treatment

Step 1 : Moisturising Scalp Treatment  
Replenishing Oil and Moisture to the scalp



## Scalp Cleansing Treatment

Step 1 : Micro Beads Scalp Purifying Treatment  
Gently scrub and remove impurities from scalp, leaving the scalp fresh and clean

Price : \$65




# Jade Gua Sha Scalp Therapy

(45 Mins excluding wash and blow time)

## Jade Gua Sha Scalp Treatment

Scalp Gua Sha relieves scalp muscle tension, helping to clear out toxins and waste from the scalp.



### Step 1: Welcome Neck Massage

promoting overall relaxation and relieves tension in the muscles



### Step 2: Intensive Detox Scalp Scrub

Cleanses away dead cells and built up on the scalp



### Step 3: Jade Gua Sha Massage

Promotes blood circulation



### Micro Mist Steam

Close Hair Cuticles and Seal in the Mask Treatment

\*this step will be omitted after chemical service



### Step 4: Scalp Ampoule

According to your scalp type ( Soothing / Hydration)

Price : \$175

# Picasso Head Spa Therapy

(60 Mins excluding wash and blow time)

## **Picasso Head Spa Therapy**

It helps prevent hair loss, nourishes the roots, boosts healthy growth, and melts away tension for a truly refreshed feel.



### **Step 1: Scalp Scanning**

A quick scalp scan to identify your scalp type —whether it's oily, dry, sensitive, or balanced



### **Step 2: Welcome Massage**

Promoting overall relaxation and relieves tension in the muscles



### **Step 3: Acid Lotion & Essential Oil Shampoo**

Prepare the scalp and soften dead cells on the epidermis layer , followed by Physia Shampoo



### **Step 4: Scalp Gua Sha**

A gentle scalp massage that boosts scalp circulation and hair health.



### **Step 5: Shoulder Gua Sha Massage**

Promoting overall relaxation and relieves tension in the muscles

**Price : \$205**

# Picasso Head Spa Therapy

(60 Mins excluding wash and blow time)

## Picasso Head Spa Therapy

It helps prevent hair loss, nourishes the roots, boosts healthy growth, and melts away tension for a truly refreshed feel.




### Step 6: Apply Deep Cleansing/Soothing Scalp Mask

An intensive scalp treatment that deeply purifies or gently soothes, restoring balance and vitality.



### Step 7: Scalp Massage

Increase blood circulation



### Step 8: Strengthening Hair Mask with Hair Spa Waterfall

Deeply hydrates and strengthens for smoother, healthier hair.



### Step 9: Scalp Scanning

Final check to assess scalp condition



### Step 10: Apply Leave-in Scalp Ampoule

Intensive Treatment dose targeting at Hair loss

Price : \$205

# Hairloss Scalp Therapy

(45 Mins excluding wash and blow time)

## Essential Oil Hairloss Scalp Treatment

Using high concentration of plant essential oil to intensively treat hairloss problems.



### Step 1: Acid Lotion

Prepare the scalp and soften dead cells on the epidermis layer



### Step 2: Preventive Fluid

Preventive Treatment for Anti-hair fall



### Step 3: Concentrated Treatment Essence

Intensive Treatment for Hair loss



### Scalp Massage

Increase blood circulation

Price : \$205

# Hair loss Scalp Therapy

(45 Mins excluding wash and blow time)

## Essential Oil Hair loss Scalp Treatment

Using high concentration of plant essential oil to intensively treat hair loss problems.



### Step 4: Shampoo

Scalp Shampoo chosen according to scalp type to treat targeted scalp concerns



### Step 5: Acid Serum

Conditioner to rebalance the PH level of Scalp and Hair



### Step 6: Anti-Hair loss Leave-in Ampoule

Intensive Treatment dose targeting at Hair loss

Price : \$205

# Express Hair Treatment

(15mins excluding wash and blow time)



## **Advante Hair Treatment Mask**

Repairs and Smoothen Hair leaving it soft and lightweight



## **Dream Hydra Treatment Mask**

Hydrates and deeply replenish moisture and restore softness to dry or color-treated hair

Price : \$65(S)    \$80(M)    \$100(L)



# Luxury Hair Treatments

(45-60 mins excluding wash and blow time)

## **Kerastase Customised Hair Treatments for Dry / Colored/ Weakened/ Fine Hair.**

Suitable for hair lack of moisture, looking for shine, nourishment and smoothness.



### **Step 1: Customised Kerastase Dose and Booster**

Tailor-Made Intensive Treatment to cater to your primary and secondary hair concerns



### **Micro Mist Steam**

Enhances Treatment Penetration

\*this step will be omitted after chemical service



### **Step 2: Customised Kerastase Hair Mask**



### **Micro Mist Steam**

Close Hair Cuticles and Seal in the Mask Treatment

\*this step will be omitted after chemical service



### **Step 3: Kerastase Thermique Leave-in**

Protects the Hair during blow dry and Amplifies the Treatment with Heat

**Price : \$145(S)    \$170(M)    \$190(L)**

# Advante Water Hair Treatment

(45-60 mins excluding wash and blow time)

**Advante Water Treatment strengthens and repairs hair cuticles, leaving hair smooth, healthy, and resilient.**

Suitable for hair lack of moisture, chemically treated, weak, or brittle hair in need of strength and repair.



## **Step 1: Advante Duo Shampoo**

Gently cleanses while prepping and balancing the hair for treatment.



## **Step 2: Advante 1**

Japanese-patented ionized water that helps ingredients absorb up to 10X faster into the hair.



## **Step 3: Advante 2**

Anti-oxidant that repairs, protects, and removes chemical residue to help colour last longer.



## **Step 4: Advante 3**

Intensively repairs cuticles, boosts elasticity and volume, and leaves hair silky smooth and manageable.



## **Step 5: Advante Mist**

Seals in moisture and adds a smooth, lightweight finish.

Price : \$145(S)    \$170(M)    \$190(L)

# Ultimate Hair Treatment

(60 Mins excluding wash and blow time)



TOKIO INKARAMI



## Effects of INKARAMI

The world's first professional hair treatment to replenish lost keratins and interlocks them using the patented technology "INKARAMI", and finally seals up the cuticle by replenishing the lost CMC. INKARAMI's objective is to restore damaged hair back to the original healthy hair, allowing hair to regain strength, silkiness, shine and moisture!

- 1. No. 1 Repairing Power:** results in restoration of hair's strength up to 140%
- 2. No. 1 Enduring Strength:** bonded macromolecular keratins will guard against protein loss, resulting in lasting effects
- 3. Most Wanted Shine:** restoration of healthy hair will provide the natural radiance of beautiful virgin hair
- 4. Lightness and Softness Feel:** expect a total difference from the conventional heavy "silicone treatments"
- 5. Amazing change in hair quality:** thanks to the Nobel Prize Winning Ingredient FULLERENE, world's strongest anti-oxidant.

## Who needs INKARAMI?

- ☐ Tangled Hair
- ☐ Permed Hair
- ☐ Bleached / Coloured Hair
- ☐ Flat Iron / Blow-Drying users
- ☐ Over-Brushing / Brush hair while wet
- ☐ Over-Shampooing / Used wrong shampoos
- ☐ Dehydrated hair
- ☐ Unruly hair, difficult to manage hair
- ☐ Extensions and Weaves
- ☐ Environmentally effects like UV damage, swimming etc



# Tokio Inkarami Treatment

(45 Mins excluding wash and blow time)

## Tokio Inkarami Hair Treatment

Fullerene Patented Technology that repairs hair up to 140% leaving hair soft and light, without the silicone coating feel



### Step 1: Tokio O

Brings large a lot of moisture to the hair and enhances treatment penetration



### Step 2: Tokio 1

Supplies Natural Amino and Lipid Acid to the hair to improve strength of the hair



### Step 3: Tokio 2

Build up hair core by repairing and restoring hair with Keratin Amino Acid



### Step 4: Tokio 3

Completes Inkarami process by replenishing 4 types of keratin to repair damaged hair and achieve amazing shine and smoothness to the hair



### Step 5: Tokio 4

Replenishing Oil to the hair and rebuild hair most outer layer

Price : \$195(S)    \$220(M)    \$240(L)



# Hair Botox Ultimate Treatment

(90 Mins excluding wash and blow time)

## Hair Botox Ultimate

A deep hair filler treatment that smooths, strengthens, and restores damaged hair from within for a healthier, fuller look.



### Step 1: Hair Wash

Gently cleanses while prepping and balancing the hair for treatment.



### Step 2: Apply Hair Botox Filler Cream

Leave on for 30 mins to repair, smooth, and restore hair.

## Rinse



### Step 3: Iron

Seals in nutrients and smooths the hair for a long-lasting finish.



### Step 4: Dream Hydra Treatment

Deeply hydrates and nourishes hair, leaving it soft, healthy, and radiant.



### Step 5: Dream Flex Hydrating Cream

Locks in moisture and adds lasting softness and shine.

Price : \$195(S)    \$220(M)    \$240(L)

# Smoothing Anti-Frizz Hair Treatment

## Brazilian Blowout



### Pros

- Eliminate frizz for up to **2-3 months.**
- Softness and smoothness on the hair.
- Formaldehyde Free
- Natural Looking

### Cons

- If hair is very frizzy or natural curls are very strong, might not be as lasting as a keratin

## Tiboli Keratin



### Pros

- Eliminate frizz for up to **4-5 months.**
- Best Anti-Frizz Effect for a non-chemical service.
- Suitable for very frizzy hair
- Can relax the hair

### Cons

- Hair might be difficult to perm after this treatment
- Can be more costly than other treatments



# Brazilian Blowout Smoothing Hair Treatment

(90 Mins excluding wash and blow time)



## Step 1: Clarifying Cleanser

Cleanse Hair to prepare hair for optimal smoothing results.



## Step 2: Eco Brazilian Blowout Smoothing Treatment

Injects in Plant based Amino Acids into the hair



## Step 3: Blow Dry

Remove excess water from hair



## Step 4: Flat Iron

Melts and enhance penetration of treatment into hair. Number of Passes also determines final straightness of the hair.



## Step 5: Rinse and Blowdry

\*Complimentary haircut by Hair Designers.

Add \$20/\$40 for Creative Director/Master Trainer haircut

Price : \$290(S)    \$320(M)    \$340(L)

# Tiboli Keratin Hair Treatment

(160 Mins excluding wash and blow time)



## Step 1: Clarifying Cleanser

Cleanse Hair to prepare hair for optimal smoothing results.



## Step 2: Apply Tiboli Keratin Treatment



## Micro Mist Steam 20Min

Enhances Treatment Penetration

## Rinse and Dry



## Step 4: Flat Iron

Melts and enhance penetration of treatment into hair. Number of Passes also determines final straightness of the hair.



## Step 5: Rinse and Blow dry

\*Complimentary haircut by Hair Designers.

Add \$20/\$40 for Creative Director/Master Trainer haircut

Price : \$335(S)    \$370(M)    \$425(L)

# Add On Treatments



**Pre Color/Bleach Scalp Protective Leave-in**  
For Sensitive Scalp

Price : \$30



Picasso  
HAIR STUDIO